

# ALZHEIMER'S DISEASE & RELATED DEMENTIAS IN HORRY COUNTY, SC

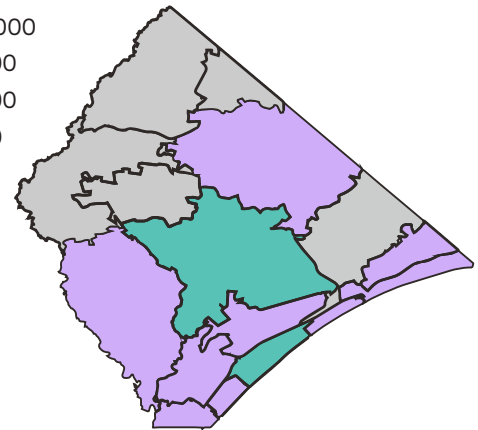
## ACCORDING TO THE SOUTH CAROLINA ALZHEIMER'S DISEASE REGISTRY:

- 6,895 individuals in Horry County were living with Alzheimer's Disease or Related Dementias (ADRD).
- Horry County has seen a 472% increase in documented cases since 2000.\*
- Statewide, 122,699 South Carolinians were living with ADRD.

\*This fact sheet reflects data from 2021, the most current year that complete data is available through the South Carolina Alzheimer's Disease Registry.

## COUNTY MAP: CASES BY ZIP CODE†

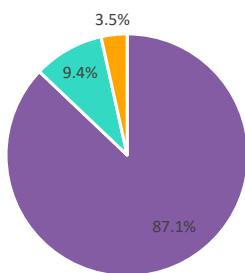
- ◆ 501-2,000
- ◆ 301-500
- ◆ 151-300
- ◆ 71-150
- ◆ 0-70



†Values above reflect cases in an entire ZIP Code. Since some ZIP Codes cross county boundaries, only a portion of cases from shared ZIP Codes are included in the total cases for the county.

## COUNTY CASES BY RACE

African Americans were 42% more likely to have ADRD than their non-Hispanic white counterparts.\*\*

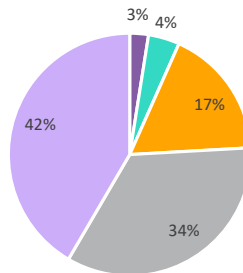


◆ White ◆ African American ◆ Other†

†Includes Asian, American Indian, Hispanic, and Unknown

## COUNTY CASES BY AGE

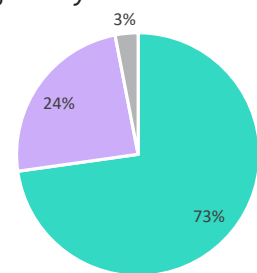
While most individuals with ADRD were 65 or older, 6.7% of county cases were under the age of 65.



◆ <65 ◆ 65-74 ◆ 75-84 ◆ >85

## PLACE OF RESIDENCE

At time of diagnosis, most county residents lived in a community setting§ rather than in a skilled nursing facility.



◆ Community ◆ Nursing Facility ◆ Unknown

§Community Settings may include Assisted Living environments.

\*\*Statewide, African Americans in South Carolina were an average of 35% more likely to have ADRD than their non-Hispanic white counterparts.

Questions? Contact Taylor Wilson, Director of Government Affairs, Alzheimer's Association: [twilson@alz.org](mailto:twilson@alz.org) or 803-315-0569.