

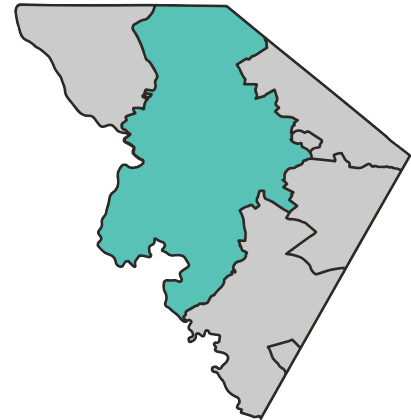
# ALZHEIMER'S DISEASE & RELATED DEMENTIAS IN MARLBORO COUNTY, SC

## ACCORDING TO THE SOUTH CAROLINA ALZHEIMER'S DISEASE REGISTRY:

- 686 individuals in Marlboro County were living with Alzheimer's Disease or Related Dementias (ADRD).
- Marlboro County has seen a 143% increase in documented cases since 2000.\*
- Statewide, 122,699 South Carolinians were living with ADRD.

## COUNTY MAP: CASES BY ZIP CODE†

- ◆ 501-2,000
- ◆ 301-500
- ◆ 151-300
- ◆ 71-150
- ◆ 0-70

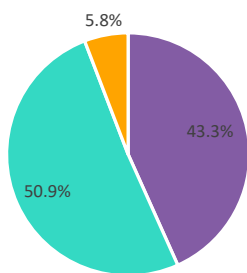


\*This fact sheet reflects data from 2021, the most current year that complete data is available through the South Carolina Alzheimer's Disease Registry.

†Values above reflect cases in an entire ZIP Code. Since some ZIP Codes cross county boundaries, only a portion of cases from shared ZIP Codes are included in the total cases for the county.

## COUNTY CASES BY RACE

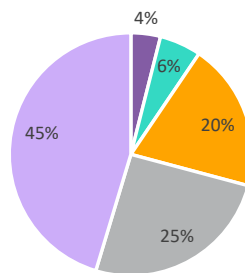
African Americans were 25% more likely to have ADRD than their non-Hispanic white counterparts.\*\*



◆ White ◆ African American ◆ Other†  
 †Includes Asian, American Indian, Hispanic, and Unknown

## COUNTY CASES BY AGE

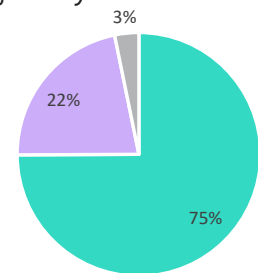
While most individuals with ADRD were 65 or older, 9.5% of county cases were under the age of 65.



◆ <55 ◆ 55-64 ◆ 65-74 ◆ 75-84 ◆ >85

## PLACE OF RESIDENCE

At time of diagnosis, most county residents lived in a community setting§ rather than in a skilled nursing facility.



◆ Community ◆ Nursing Facility ◆ Unknown  
 §Community Settings may include Assisted Living environments.

\*\*Statewide, African Americans in South Carolina were an average of 35% more likely to have ADRD than their non-Hispanic white counterparts.

Questions? Contact Taylor Wilson, Director of Government Affairs, Alzheimer's Association: [twilson@alz.org](mailto:twilson@alz.org) or 803-315-0569.