



dementia caregiving in Ohio

DATA FROM THE 2022 BEHAVIORAL RISK FACTOR SURVEILLANCE SYSTEM

More than 1 in 5 caregivers in Ohio (21.4%) is providing care to an individual with Alzheimer's or other form of dementia.

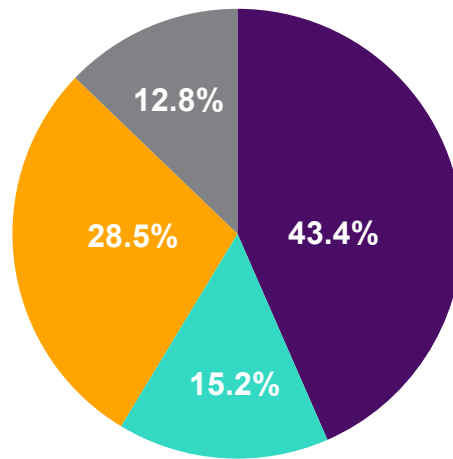
Who are dementia caregivers?

Female	60.0%
Male	40.0%
Also caring for a child	28.4%

Health Effects

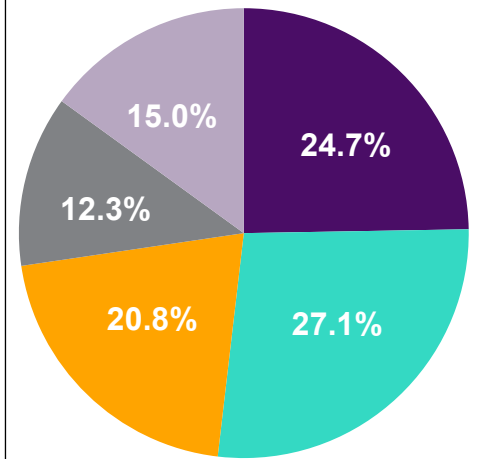
In frequent poor physical health	17.4%
In frequent poor mental health	19.3%
History of depression	27.8%
Feels socially isolated	N/A

Relationship to Care Recipient



■ Child/Child-in-Law ■ Partner/Spouse
■ Other Relative ■ Non-Relative

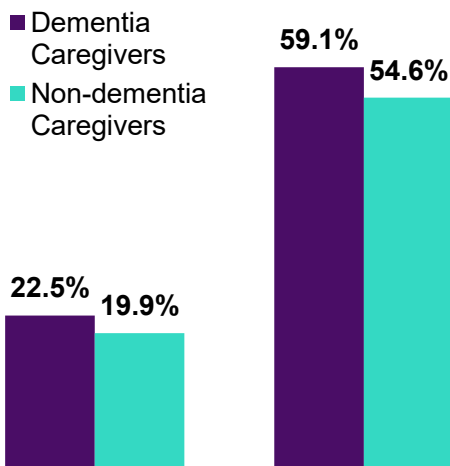
Age



■ 65+ ■ 55-64 ■ 45-54
■ 35-44 ■ Under 35

What does dementia caregiving entail?

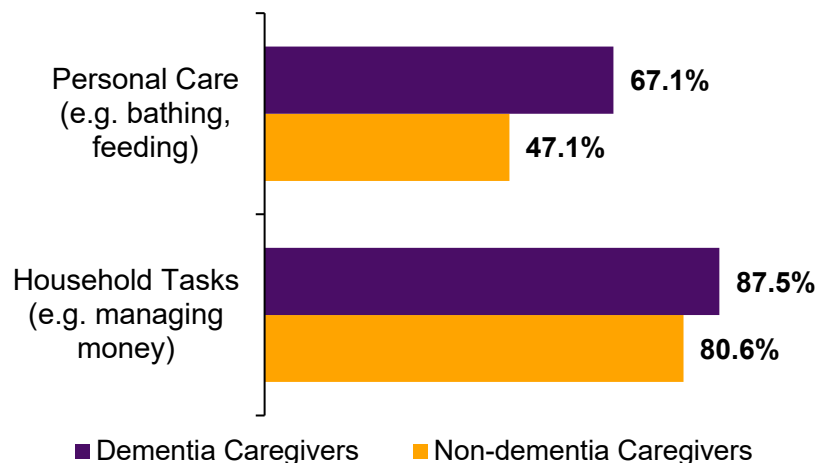
Length of Care



Providing 40 or more Hours of Care/Week

Providing Care for 2 or more Years

Type of Assistance Provided



This Fact Sheet is supported by the Centers for Disease Control and Prevention of the U.S. Department of Health and Human Services (HHS) as part of a financial assistance award totaling \$11,433,732 with 100 percent funded by CDC/HHS. The contents are those of the Alzheimer's Association and do not necessarily represent the official views of, nor an endorsement, by CDC/HHS, or the U.S. Government.