



# cognitive decline in ohio

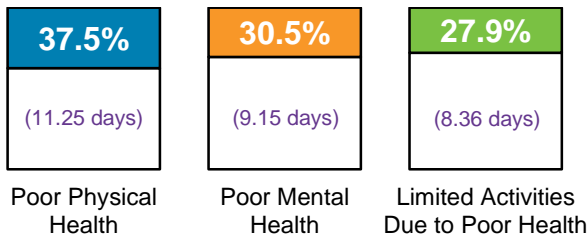
DATA FROM THE 2012 BEHAVIORAL RISK FACTOR SURVEILLANCE SYSTEM

In Ohio, 14.4 percent – more than one in seven – of those aged 45 and over report that they are experiencing confusion or memory loss that is happening more often or is getting worse.

Nearly 80 percent of them have not talked to a health care professional about it.

For those with worsening memory problems, more than one-third say it has interfered with household activities and/or work or social activities.

Portion of last 30 days, on average, people with memory problems experienced . . .

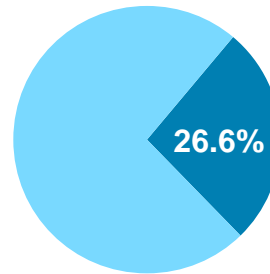
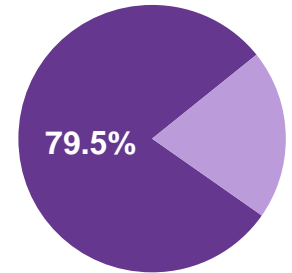


## Characteristics of those with memory problems

Disabled	55.1%
In Fair/Poor Health	48.3%
Have Fallen in Last 12 Months	47.9%
Had Fall-related Injury	11.2%
Ever Had Depression	43.5%
Have Trouble Seeing	37.9%
Smoke	27.3%

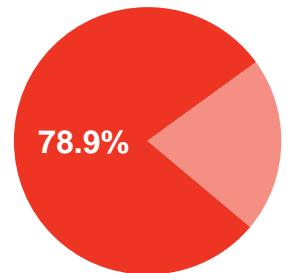
*This Fact Sheet is supported by Cooperative Agreement #5U58DP002945-04 from the Centers for Disease Control and Prevention (CDC). Its contents are solely the responsibility of the Alzheimer's Association and do not necessarily represent the official views of the CDC.*

Percent with memory problems who have not talked to a health care provider



Percent with memory problems who live alone

Percent with memory problems who have at least one other chronic condition\*



*\*Other chronic condition is defined as arthritis, asthma, COPD, cancer, cardiovascular disease, and diabetes.*

Percent with memory problems who say it creates difficulties and burden

