

## Setting up research alerts in PubMed / NCBI

Set up an alert in **PubMed** on a topic or a search strategy that you define. Receive abstracts and/or full-texts of current research articles, sent to your email address, periodically. It's quick and easy.

### Overview:

✓ **Start with a one-time registration and then continue by constructing your search for the alert.**

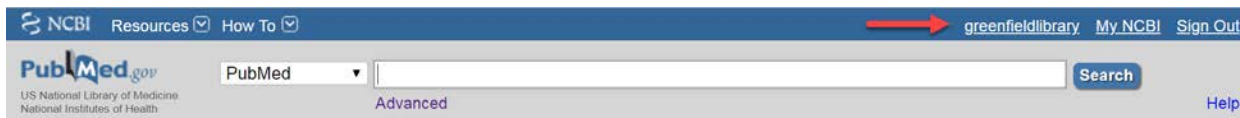
**Step #1.** Register an account with [NCBI](#) (National Center for Biotechnology Information). **Activate your account** when you receive an email from NCBI.

Be sure to write down your Usernames and Passwords.

Continue...

**Step #2.** Link to the [PubMed](#) home page

**Step #3.** At the PubMed home page, you should see your **Username** in the upper right-hand corner next to **My NCBI**.



**Step #4.** You're now ready to construct your search and type it into the search box.

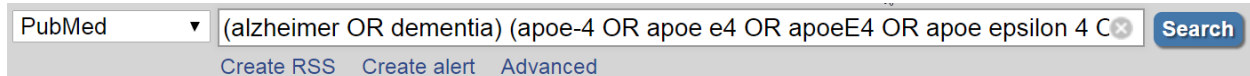
### Examples of searches and how they might be constructed:

#### # 1

For best results, divide your search into like parts. This example has three. It will look for studies about risk and Apoe e4 in Alzheimer's:

- (alzheimer or dementia)
- (apoe-4 or apoe e4 or apoeE4 or apoe epsilon 4 or apolipoprotein e4)
- risk

**Typed out, it will look like this:** (alzheimer OR dementia) (apoe-4 OR apoe e4 OR apoeE4 OR apoe epsilon 4 OR apolopoprotein e4) risk



PubMed (alzheimer OR dementia) (apoe-4 OR apoe e4 OR apoeE4 OR apoe epsilon 4 C) Search  
Create RSS Create alert Advanced

## # 2

This example looks for studies related to the discontinuation of Alzheimer's medication.

- (alzheimer or dementia)
- (drug therapy or AChE or NMDA)
- (withdraw or discontinu\* or cessation or cease or stop\*)
  - Note: the asterisk will pull in various endings like “discontinues,” “discontinued,” or “discontinuing;” “stopping” or “stopped”

**Typed out, it will look like this:** (alzheimer OR dementia) (drug therapy OR AChE OR NMDA) (withdraw OR discontinu\* OR cessation OR cease OR stop\*)

## # 3

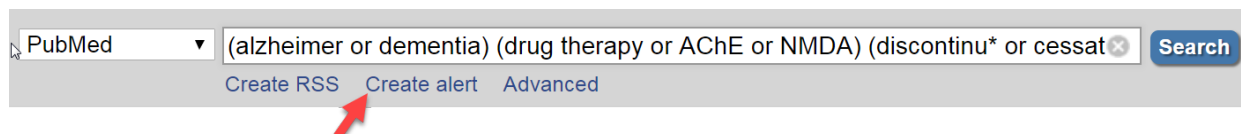
This example looks for studies about falls in long-term care among persons living with dementia. This example has 4 parts.

- (alzheimer or dementia)
- (long-term care or nursing home\* or residential facilit\*)
- falls
- safety

**Typed out, it will look like this:** (alzheimer OR dementia) (long-term care OR nursing home\* OR residential facilit\*) falls safety

**Step #5.** After you have typed your search, click **Search**, and then review up to two or three pages of the results to make sure your strategy is finding articles.

**Step #6.** If you're satisfied with the search results, click **Create alert**.



PubMed (alzheimer or dementia) (drug therapy or AChE or NMDA) (discontinu\* or cessat) Search  
Create RSS Create alert Advanced

**Step #7.** At the **Create alert** page set the parameters.

For example:

1. Schedule the frequency of delivery
2. Which day you want to receive it
3. The format and number of items you want to receive
4. Text you want to add at the top of the alert.

**Step #8.** Then click 

### What to expect:

Your personalized searches will be delivered to your inbox based on the frequency you selected. You can always change or cancel these settings in the future.

You may get a bunch of false hits. If you think there are too many and the search is not well-constructed, try different terms or apply some of the filters. [Watch the short video.](#)

You can also consult [Searching PubMed for Alzheimer's Research](#) from the Virtual Library for more on search strategies about Alzheimer's disease.

### Extras:

\* Click your **Username** next to **My NCBI** to set your preferences (like choosing a color to highlight your terms), adding a delegate who will also receive the alerts, and more.



\* Click **My NCBI** to view your recent activity, set filters and manage them, edit an alert, and more.

\* Access the [PubMed Tutorial](#) from the National Library of Medicine for more on general searching.

\* Look for this buttons to download articles for free.

